



By appointment to The Royal Danish Court
morsø
energy efficient
wood stoves

Product Guide North America

more warmth | more style | more ecological

Contents

1400 Series	1	6140	18
1410	2	6143	18
1440	2	6148	19
1710	3-4	6170	19
2100	5	8100 Series	20
2110	6	8140	21
3100 Series	7	8142	21
3112	8	8148	22
3142	8	8150	23
3400 Series	9	8151	23
3440	10	2B Standard	24-25
3450	10	2B Classic	24-25
3610	11-12	8188	26-27
7110	13-14	7600 Series	28
5660	15	7642	29
5660 Standard	16	7644	29
5660 Classic	16	7648	30
6100 Series	17	7670	30
		Accessories	31-37



IRS Tax Credit for Purchase of Biomass Appliances

In accordance with the American Recovery and Reinvestment Act of 2009 Energy Conservation Incentives, non-businesses may qualify for 30% or \$1500 tax credit when purchasing a wood stove that exceeds 75% thermal efficiency as measured using a lower heating value (LHV).

Morsø stoves showing the above label exceed 75% thermal efficiency and consumers may qualify for tax credit. For eligibility consult a tax advisor.



Morso US LLC | P.O. Box 7785 | 1011 Highway 52 West | Portland - TN 37148 | USA
Tel.: +1 866 883 9619 | Fax: +1 866 758 6358 | Email: morsousa@morsoe.com

morsø 1400 series



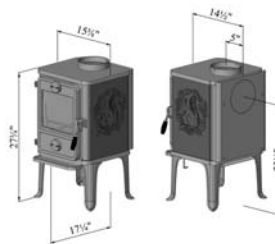
A steady beating heart. The Morsø 1400 is the quintessence of a charming stove. It represents what was the heart of many a home, what we know and remember from our childhood. The combustion technology of these classic stoves have since then been further developed and improved so that harmful particles and surplus gasses are burnt off. That's why, today, the stoves fulfil the strictest environmental requirements and also bear the Nordic Swan Eco-label. We have also fitted the stove with a glass door, so you can see in to the flames. But not everything has changed, since, despite all the new technology, we have chosen to leave the small details be, so Morsø's characteristic squirrel can still be found on the sides.



morsø 1410

Product Code: 64142221

75%+
IRS Tax Credit



Features

Danish Design and Function
Finest Cast Iron construction
Chrome iron internal castings
Airwash system
Non-catalytic combustion system
Radiant Heater
Reversible flue collar
Factory Installed Rear and Bottom Heat Shields
Brick lining
Ashpan

10-Year Limited Warranty

Low smoke emissions

Made from 98% recycled iron

Recycled packaging

EPA Approved

Technical Specifications

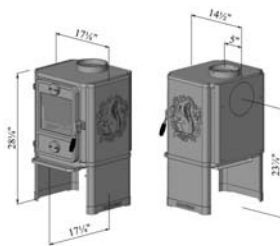
Maximum Heat	30,000 BTU/hr
Heat output range (Lab test)	9,5862-22,018 BTU/hr
Test fuel load	5.15 lbs
Particulate Emission	3.3 grm/hr
Log size	12"
Max. Area Heated	1000 ft ²
Firebox Dimensions	12.2" W x 10.8" D
Firebox volume/capacity	0.736 ft ³
Basic Clearance (using single wall pipe top vent)	
Stove to side wall	20"
Stove to rear wall	16"
Stove to corner	14"

See installation manual for other configurations

morsø 1440

Product Code: 64145621

75%+
IRS Tax Credit



Features

Danish Design and Function
Finest Cast Iron construction
Chrome iron internal castings
Airwash system
Non-catalytic combustion system
Convection Heater
Reversible flue collar
Factory Installed Rear and Bottom Heat Shields
Brick lining
Ashpan

10-Year Limited Warranty

Low smoke emissions

Made from 98% recycled iron

Recycled packaging

EPA Approved

Technical Specifications

Maximum Heat	30,000 BTU/hr
Heat output range (Lab test)	9,5862-22,018 BTU/hr
Test fuel load	5.15 lbs
Particulate Emission	3.3 grm/hr
Log size	12"
Max. Area Heated	1000 ft ²
Firebox Dimensions	12.2" W x 10.8" D
Firebox volume/capacity	0.736 ft ³
Basic Clearance (using single wall pipe top vent)	
Stove to side wall	8"
Stove to rear wall	10"
Stove to corner	7"

See installation manual for other configurations

morsø 1710

The Morsø 1710 is a cast-iron romantic from bygone days. The Morsø 1710 has a classic and nostalgic look, perfect for many older houses, where a cosy atmosphere is to be emphasised. We have created a fireplace insert with fine, curved glass, which underlines the cosiness and cheery embers. The Morsø 1710 works on the convection principle, which ensures a wonderful, steady heat without the need of a blower.

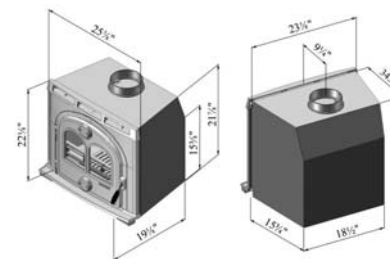
An optional wide trim-kit is available for wide fireplace openings (40"W x 30"H)
Product Code: 77171721





morso 1710

Product Code: 64171721



Features

Danish Design and Function
 Finest Cast Iron construction
 Chrome iron internal castings
 Pre-heated clean-glass system
 Non-catalytic combustion system
 Convection Heater
 Vermiculite lining
 Ashpan

10-Year Limited Warranty

Low smoke emissions

Made from 98% recycled iron

Recycled packaging

EPA Approved

Technical Specifications

Maximum Heat	39,000 BTU/hr
Heat output range (Lab test)	11,842-39,876 BTU/hr
Test fuel load	7.7 lbs
Particulate Emission	4.3 grm/hr
Log size	16"
Max. Area Heated	1300 ft ²
Firebox Dimensions	17.9" Wx12" Dx14.4" R
Firebox volume/capacity	1.1 ft ³
Basic Clearance (using single wall pipe top vent)	
Stove to side wall	15"
Stove to top	22"
Stove to side trim	8"
Stove to mantle	29"

See installation manual for other configurations

morsø 2100

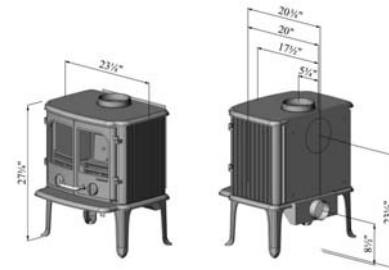
Nostalgic look, glowing with Danish charm. The 2110, which is very spacious and effective, and the creation of the English designers, Queensbury Hunt. Together with the English designers, we have created a powerful radiant stove, which is a true representative of the proud Morsø inheritance. The Morsø 2110 has an extra wide combustion chamber, allowing the use of large-sized fuel. At the same time, the width of the doors facilitate large glass windows, allowing you to gaze at the slow crackling fire.





morso 2110

Product Code: 64181821



Features

- Danish Design and Function
- Finest Cast Iron construction
- Chrome iron internal castings
- Pre-heated clean-glass system
- Non-catalytic combustion system
- Radiant Heater
- Reversible flue collar
- Factory Installed Rear and Bottom Heat Shields
- Vermiculite lining
- Ashpan

10-Year Limited Warranty

Low smoke emissions

Made from 98% recycled iron

Recycled packaging

EPA Approved

Technical Specifications

Maximum Heat	42,000 BTU/hr
Heat output range (Lab test)	8,136-39,990 BTU/hr
Test fuel load	7.65 lbs
Particulate Emission	4.3 grm/hr
Log size	18.5"
Max. Area Heated	1400 ft ²
Firebox Dimensions	18.8" W x 12.5" D
Firebox volume/capacity	1.093 ft ³
Outside air supply	Available
Washington State	Compliant
Basic Clearance (using single wall pipe top vent)	
Stove to side wall	22"
Stove to rear wall	20"
Stove to corner	16"

See installation manual for other configurations



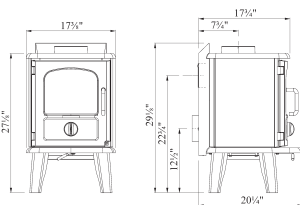
morsø 3100 series

Following a thorough, technical upgrade and a design lift, the stove stands out with a contemporary, elegant look and meets all the latest combustion principles. With the Morso 3100 we are continuing all the best points from the classic Morso stove. Thus, the stove has smooth sides and on the convection model and a very fine ribbed pattern on the radiant.



morsø 3112

Product Code: 64311721



Features

Danish Design and Function
Finest Cast Iron construction
Chrome iron internal castings
Pre-heated clean-glass system
Non-catalytic combustion system
Radiant Heater
Reversible flue collar
Factory Installed Rear and Bottom Heat Shields
Vermiculite lining
Ashpan

10-Year Limited Warranty

Low smoke emissions

Made from 98% recycled iron

Recycled packaging

EPA Approved

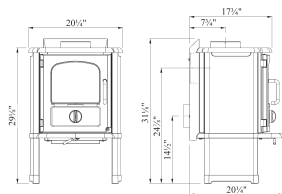
Technical Specifications

Maximum Heat	30,000 BTU/hr
Heat output range (Lab test)	9,304-24,650 BTU/hr
Test fuel load	6.30 lbs
Particulate Emission	3.1 grm/hr
Log size	12"
Max. Area Heated	1000 ft ²
Firebox Dimensions	13.2" W x 12.5" D
Firebox volume/capacity	0.9 ft ³
Outside air supply	Available
Mobile home approved	Yes
Washington State	Compliant
Basic Clearance (using single wall pipe top vent)	
Stove to side wall	20"
Stove to rear wall	12"
Stove to corner	17"

See installation manual for other configurations

morsø 3142

Product Code: 64315621



Features

Danish Design and Function
Finest Cast Iron construction
Chrome iron internal castings
Pre-heated clean-glass system
Non-catalytic combustion system
Convection Heater
Reversible flue collar
Factory Installed Rear and Bottom Heat Shields
Vermiculite lining
Ashpan

10-Year Limited Warranty

Low smoke emissions

Made from 98% recycled iron

Recycled packaging

EPA Approved

Technical Specifications

Maximum Heat	30,000 BTU/hr
Heat output range (Lab test)	9,304-24,650 BTU/hr
Test fuel load	6.3 lbs
Particulate Emission	3.1 grm/hr
Log size	12"
Max. Area Heated	1000 ft ²
Firebox Dimensions	13.2" W x 12.5" D
Firebox volume/capacity	0.9 ft ³
Outside air supply	Available
Mobile home approved	Yes
Washington State	Compliant
Basic Clearance (using single wall pipe top vent)	
Stove to side wall	16"
Stove to rear wall	9"
Stove to corner	13"

See installation manual for other configurations

morsø 3400 series

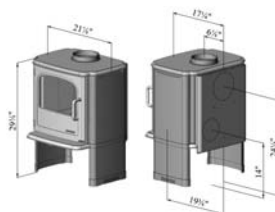
We designed the stove together with the well-known, English design company, Queensbury Hunt Levien, retaining the classic Morsø lines and stylish look, while also integrating an advanced combustion system. The wide door with large stove glass provides a wonderful view of the flames, helping create both mood and heat in the home. The stove is available with smooth convection panels or beautiful natural soapstone.





morsø 3440

Product Code: 64343821



Features

Danish Design and Function
Finest Cast Iron construction
Chrome iron internal castings
Pre-heated clean-glass system
Non-catalytic combustion system
Convection Heater
Reversible flue collar
Factory Installed Rear and Bottom Heat Shields
Vermiculite lining
Ashpan

10-Year Limited Warranty

Low smoke emissions

Made from 98% recycled iron

Recycled packaging

EPA Approved

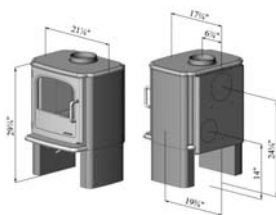
Technical Specifications

Maximum Heat	35,000 BTU/hr
Heat output range (Lab test)	8,440-23,609 BTU/hr
Test fuel load	6.97 lbs
Particulate Emission	3.5 grm/hr
Log size	15"
Max. Area Heated	1200 ft ²
Firebox Dimensions	15.3" W x 12.9" D
Firebox volume/capacity	0.995 ft ³
Outside air supply	Available
Mobile home approved	Yes
Washington State	Compliant
Basic Clearance (using single wall pipe top vent)	
Stove to side wall	8"
Stove to rear wall	8"
Stove to corner	6"

See installation manual for other configurations

morsø 3450

Product Code: 64345421



Features

Danish Design and Function
Finest Cast Iron construction
Chrome iron internal castings
Pre-heated clean-glass system
Non-catalytic combustion system
Radiant Heater
Reversible flue collar
Factory Installed Rear and Bottom Heat Shields
Vermiculite lining
Ashpan

10-Year Limited Warranty

Low smoke emissions

Made from 98% recycled iron

Recycled packaging

EPA Approved

Technical Specifications

Maximum Heat	35,000 BTU/hr
Heat output range (Lab test)	8,440-23,609 BTU/hr
Test fuel load	6.97 lbs
Particulate Emission	3.5 grm/hr
Log size	15"
Max. Area Heated	1200 ft ²
Firebox Dimensions	15.3" W x 12.9" D
Firebox volume/capacity	0.995 ft ³
Outside air supply	Available
Mobile home approved	Yes
Washington State	Compliant
Basic Clearance (using single wall pipe top vent)	
Stove to side wall	16"
Stove to rear wall	12"
Stove to corner	12"

See installation manual for other configurations

morsø 3610

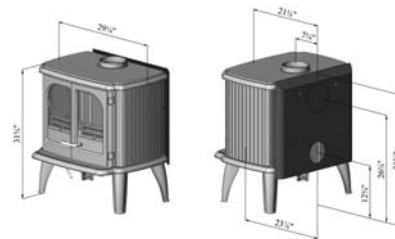
The Morsø 3610 is a large and well-designed heat source, for when you need to heat a larger space. The 3610 was designed by the well-known, English design company, Studio Levien. The stove is not only an optimal design, since you can burn extra large-sized fuel of up to 24" – the stove's size also means that the glass windows provide a fantastic and atmospheric view of the crackling fire. The epitome of cosiness in classic Morsø design.





morsø 3610

Product Code: 64360121



Features

- Danish Design and Function
- Finest Cast Iron construction
- Chrome iron internal castings
- Pre-heated clean-glass system
- Non-catalytic combustion system
- Radiant Heater
- Reversible flue collar
- Factory Installed Rear and Bottom
- Heat Shields
- Vermiculite lining
- Ashpan

10-Year Limited Warranty

Low smoke emissions

Made from 98% recycled iron

Recycled packaging

EPA Approved

Technical Specifications

Maximum Heat	60,000 BTU/hr
Heat output range (Lab test)	11,44-49,474 BTU/hr
Test fuel load	14.98 lbs
Particulate Emission	5.2 grm/hr
Log size	24"
Max. Area Heated	2400 ft ²
Firebox Dimensions	24.0" W x 13.59" D
Firebox volume/capacity	2.14 ft ³
Outside air supply	Available
Basic Clearance (using single wall pipe top vent)	
Stove to side wall	18"
Stove to rear wall	17"
Stove to corner	13"

See installation manual for other configurations

morsø 7110

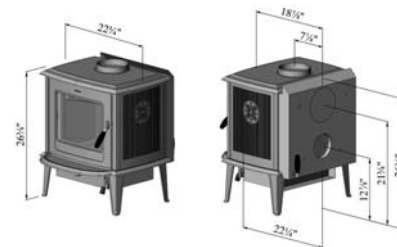
Smart and aesthetic design. The family relationship to Morsø's world-famous stove is clear to see in this stove, designed by Morsø's architect, Karsten Aagaard. The stove was designed with a door to allow the easy insertion of fuel, and radiates unbelievable beauty with its fluted sides, giving it a completely unique and beautiful look. The stylish glass door without distracting grille gives a fantastic view of the dancing flames.





morso 7110

Product Code: 64710121



Features

- Danish Design and Function
- Finest Cast Iron construction
- Chrome iron internal castings
- Pre-heated clean-glass system
- Non-catalytic combustion system
- Radiant Heater
- Reversible flue collar
- Factory Installed Rear and Bottom Heat Shields
- Vermiculite lining
- Ashpan

10-Year Limited Warranty

Low smoke emissions

Made from 98% recycled iron

Recycled packaging

EPA Approved

Technical Specifications

Maximum Heat	38,000 BTU/hr
Heat output range (Lab test)	10.75-27.913 BTU/hr
Test fuel load	7.28 lbs
Particulate Emission	3.8 grm/hr
Log size	16.5"
Max. Area Heated	1300 ft ²
Firebox Dimensions	17.5" W x 9.2" D
Firebox volume/capacity	1.04 ft ³
Outside air supply	Available
Mobile home approved	Yes
Washington State	Compliant
Basic Clearance (using single wall pipe top vent)	
Stove to side wall	16"
Stove to rear wall	6.5"
Stove to corner	8.5"

See installation manual for other configurations



morsø 5660

The Morsø 5660 is a new and advanced fireplace insert, which fully lives up to our craftsmanship traditions. The design is strict, modern and stylish, while the cast iron's raw and living structure gives the insert a rustic tone. Our innovative insert has an advanced combustion system supplied with tertiary air, enabling the stove to comply with the strictest, modern requirements for environmentally-conscious heating. The fireplace has an extra large combustion chamber which can accommodate fuel sizes of up to 20" – for those cold winter evenings.

Also Available:

3 Sided Wide Trim Kit (40"W x 25.25"H) for 5660 Standard

77506721

4 Sided Wide Trim Kit (40"W x 33.75"H) for 5660 Standard

77506621

3 Sided Wide Trim Kit (40"W x 31.75"H) for 5660 NA

77506021

Optional Fan Blower Kit for 5660 NA

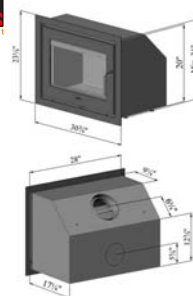
54560100



morsø 5660 Standard

Product Code: 64566421

75%+
IRS Tax Credit



Features

Danish Design and Function
Finest Cast Iron construction
Chrome iron internal castings
Pre-heated clean-glass system
Non-catalytic combustion system
Convection Heater
Reversible flue collar
Vermiculite lining
Ashpan

10-Year Limited Warranty

Low smoke emissions

Made from 98% recycled iron

Recycled packaging

EPA Approved

Technical Specifications

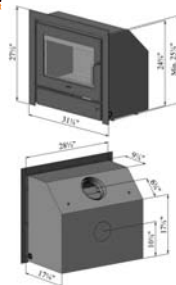
Maximum Heat	50,000 BTU/hr
Heat output range (Lab test)	10,271-36,130 BTU/hr
Test fuel load	10.43 lbs
Particulate Emission	4.5 grm/hr
Log size	20"
Max. Area Heated	2200 ft ²
Firebox Dimensions	20.8" W x 11" D
Fireplace opening	28.75"W x 19.25"Dx21"H
Firebox volume/capacity	1.49 ft ³
Outside air supply	Available
Washington State	Compliant
Basic Clearance (using single wall pipe top vent)	
Stove to side wall	17"
Stove to top	26.5"
Stove to side trim	8"
Stove to mantle	26.5"

See installation manual for other configurations

morsø 5660 NA

Product Code: 64566021

75%+
IRS Tax Credit



Features

Danish Design and Function
Finest Cast Iron construction
Chrome iron internal castings
Pre-heated clean-glass system
Non-catalytic combustion system
Convection Heater
Reversible flue collar
Vermiculite lining
Ashpan
Optional Blower Kit

10-Year Limited Warranty

Low smoke emissions

Made from 98% recycled iron

Recycled packaging

EPA Approved

Technical Specifications

Maximum Heat	50,000 BTU/hr
Heat output range (Lab test)	10,271-36,130 BTU/hr
Test fuel load	10.43 lbs
Particulate Emission	4.5 grm/hr
Log size	20"
Max. Area Heated	2200 ft ²
Firebox Dimensions	20.8" W x 11" D
Fireplace opening	28.75"W x 19.25"Dx21"H
Firebox volume/capacity	1.49 ft ³
Outside air supply	Available
Washington State	Compliant
Basic Clearance (using single wall pipe top vent)	
Stove to side wall	17"
Stove to top	26.5"
Stove to side trim	8"
Stove to mantle	26.5"

See installation manual for other configurations

morsø 6100 series

"My wish for the 6100 was to create a stove in a smooth, calm and clear design, which emanates an accomplished wholeness, reaching out for timelessness".

Karsten Aagaard, designer, MAA

The Morsø 6100 series was designed by our own architect, Karsten Aagaard, who has created with the 6100 series an elegant and timeless stove with impressive spirit and performance. The series comprises 4 models in cast iron, which purposefully share a strict and pure design. The 6140 has a low base, while the 6143 stands out as an oval pillar. The 6148 model has a high sculptural pedestal and the 6170 is the elegant wall-mounted model. All of the series adorn living rooms discreetly and stylishly with the stove's characteristically oval design. The 6100 has the Nordic Swan Eco-label and meets the strictest of environmental requirements, incl. EPA.

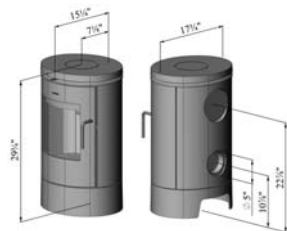
The Morsø 6100 series fans the flames. The stove's unique combustion system helps ensure a higher temperature in the combustion chamber, which means low emissions. This provides you with a cleaner and more environmentally-friendly combustion and a higher level of efficiency, guaranteeing you good fuel economy. Furthermore, the elegantly designed glass door and hidden mountings provide a good view of the fire and flames.



morsø 6140

Product Code: 64611021

75%+
IRS Tax Credit



Features

Danish Design and Function
Finest Cast Iron construction
Chrome iron internal castings
Pre-heated clean-glass system
Non-catalytic combustion system
Convection Heater
Reversible flue collar
Vermiculite lining
Ashpan

10-Year Limited Warranty

Low smoke emissions

Made from 98% recycled iron

Recycled packaging

EPA Approved

Technical Specifications

Maximum Heat	30,000 BTU/hr
Heat output range (Lab test)	11,117-21,992 BTU/hr
Test fuel load	5.21 lbs
Particulate Emission	4.1 grm/hr
Log size	11"
Max. Area Heated	1000 ft ²
Firebox Dimensions	12.9" W x 10" D
Firebox volume/capacity	0.744 ft ³
Outside air supply	Available
Mobile home approved	Yes
Washington State	Compliant
Basic Clearance (using single wall pipe top vent)	
Stove to side wall	10"
Stove to rear wall	3"
Stove to corner	5"

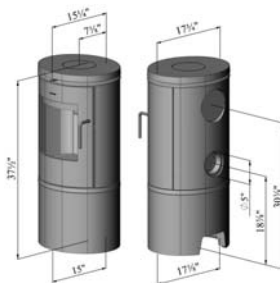
See installation manual for other configurations



morsø 6143

Product Code: 64611121

75%+
IRS Tax Credit



Features

Danish Design and Function
Finest Cast Iron construction
Chrome iron internal castings
Pre-heated clean-glass system
Non-catalytic combustion system
Convection Heater
Reversible flue collar
Vermiculite lining
Ashpan

10-Year Limited Warranty

Low smoke emissions

Made from 98% recycled iron

Recycled packaging

EPA Approved

Technical Specifications

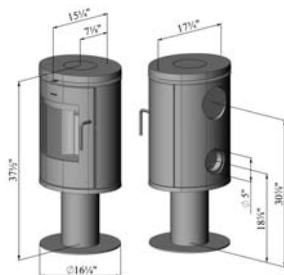
Maximum Heat	30,000 BTU/hr
Heat output range (Lab test)	11,117-21,992 BTU/hr
Test fuel load	5.21 lbs
Particulate Emission	4.1 grm/hr
Log size	11"
Max. Area Heated	1000 ft ²
Firebox Dimensions	12.9" W x 10" D
Firebox volume/capacity	0.744 ft ³
Outside air supply	Available
Mobile home approved	Yes
Washington State	Compliant
Basic Clearance (using single wall pipe top vent)	
Stove to side wall	10"
Stove to rear wall	3"
Stove to corner	5"

See installation manual for other configurations

morsø 6148

Product Code: 64611221

75%+
IRS Tax Credit



Features

Danish Design and Function
Finest Cast Iron construction
Chrome iron internal castings
Pre-heated clean-glass system
Non-catalytic combustion system
Convection Heater
Reversible flue collar
Vermiculite lining
Ashpan

10-Year Limited Warranty

Low smoke emissions

Made from 98% recycled iron

Recycled packaging

EPA Approved

Technical Specifications

Maximum Heat	30,000 BTU/hr
Heat output range (Lab test)	11,117-21,992 BTU/hr
Test fuel load	5.21 lbs
Particulate Emission	4.1 grm/hr
Log size	11"
Max. Area Heated	1000 ft ²
Firebox Dimensions	12.9" W x 10" D
Firebox volume/capacity	0.744 ft ³
Outside air supply	Available
Mobile home approved	Yes
Washington State	Compliant
Basic Clearance (using single wall pipe top vent)	
Stove to side wall	10"
Stove to rear wall	3"
Stove to corner	5"

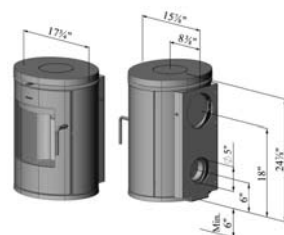
See installation manual for other configurations



morsø 6170

Product Code: 64611321

75%+
IRS Tax Credit



Features

Danish Design and Function
Finest Cast Iron construction
Chrome iron internal castings
Pre-heated clean-glass system
Non-catalytic combustion system
Convection Heater
Reversible flue collar
Vermiculite lining
Ashpan

10-Year Limited Warranty

Low smoke emissions

Made from 98% recycled iron

Recycled packaging

EPA Approved

Technical Specifications

Maximum Heat output	30,000 BTU/hr
Heat output range (Lab test)	11,117-21,992 BTU/hr
Test fuel load	5.21 lbs
Particulate Emission	4.1 grm/hr
Log size	11"
Max Area Heated	1000 ft ²
Firebox Dimensions	12.9"W x 10"D
Firebox volume/capacity	0.744 ft ³
Gross weight	260 Lbs
Outside air supply	Available
Mobile home approved	Yes
Washington State	Compliant
Basic Clearances (using single wall pipe to vent)	
Stove to side wall	10"
Stove to rear wall	3"
Stove to corner	5"

See installation manual for other configurations

morsø 8100 series

The Morsø 8100 series comprises 5 cast-iron stoves, which set new standards in stove design both in terms of functionality and aesthetics. The stove has a clean and simple design, where the combination of soft, rounded contours and simple details give the stove a light and timeless look. This guarantees you a classically beautiful stove that will last for decades, while the cast iron's raw and living structure will provide both a rustic and exclusive tone. The flexibility of working with cast iron has enabled us to design a number of details for the stove, which will warm your spirit not just your home. The Morsø 8100 is also available on a pedestal (8148), giving the stove an airy and elegant appearance. The stove's large glass area provides a lively feel to the fire's dance in the top of the fire.

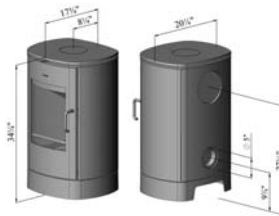
Sense and feeling can be cast in iron. With the Morsø 8100 aesthetics and function have become two sides of the same thing – the simple design makes the stove both beautiful and intuitive to use. The stove's air intake – and therefore combustion and heat output – are controlled by just one discreet handle. As proof of our respect for the environment, the Morsø 8100 is approved to the strictest environmental requirements in the world, including Nordic Standard NS 3058/59, and we also give the EPA-label and efficiency top priority. The soapstone gives the 8150 a different look while also retaining the heat and cosiness for longer.





morsø 8140

Product Code: 64810621



Features

Danish Design and Function
Finest Cast Iron construction
Chrome iron internal castings
Pre-heated clean-glass system
Non-catalytic combustion system
Convection Heater
Reversible flue collar
Vermiculite lining
Ashpan

10-Year Limited Warranty

Low smoke emissions

Made from 98% recycled iron

Recycled packaging

EPA Approved

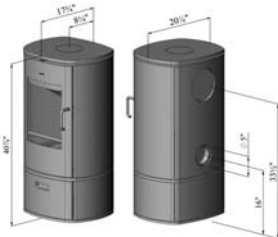
Technical Specifications

Maximum Heat	35,000 BTU/hr
Heat output range (Lab test)	10,996-25,375 BTU/hr
Test fuel load	7.35 lbs
Particulate Emission	4.5 gm/hr
Log size	12"
Max. Area Heated	1200 ft ²
Firebox Dimensions	13.8" W x 11.4" D
Firebox volume/capacity	1.05 ft ³
Outside air supply	Available
Mobile home approved	Yes
Washington State	Compliant
Basic Clearance (using single wall pipe top vent)	
Stove to side wall	10"
Stove to rear wall	6"
Stove to corner	6"

See installation manual for other configurations

morsø 8142

Product Code: 64810721



21



Features

Danish Design and Function
Finest Cast Iron construction
Chrome iron internal castings
Pre-heated clean-glass system
Non-catalytic combustion system
Convection Heater
Reversible flue collar
Factory Installed Rear and Bottom Heat Shields
Vermiculite lining
Ashpan

10-Year Limited Warranty

Low smoke emissions

Made from 98% recycled iron

Recycled packaging

EPA Approved

Technical Specifications

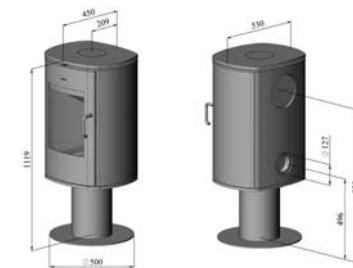
Maximum Heat	35,000 BTU/hr
Heat output range (Lab test)	10,996-25,375 BTU/hr
Test fuel load	7.35 lbs
Particulate Emission	4.5 gm/hr
Log size	12"
Max. Area Heated	1200 ft ²
Firebox Dimensions	13.8" W x 11.4" D
Firebox volume/capacity	1.05 ft ³
Outside air supply	Available
Mobile home approved	Yes
Washington State	Compliant
Basic Clearance (using single wall pipe top vent)	
Stove to side wall	10"
Stove to rear wall	6"
Stove to corner	6"

See installation manual for other configurations



morso 8148

Product Code: 64811221



Features

- Danish Design and Function
- Finest Cast Iron construction
- Chrome iron internal castings
- Pre-heated clean-glass system
- Non-catalytic combustion system
- Convection Heater
- Reversible flue collar
- Factory Installed Rear and Bottom Heat Shields
- Vermiculite lining
- Ashpan

10-Year Limited Warranty

Low smoke emissions

Made from 98% recycled iron

Recycled packaging

EPA Approved

Technical Specifications

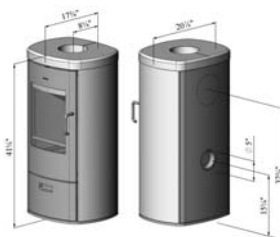
Maximum Heat	35,000 BTU/hr
Heat output range (Lab test)	10,996-25,375 BTU/hr
Test fuel load	7.35 lbs
Particulate Emission	4.5 grm/hr
Log size	12"
Max. Area Heated	1200 ft ²
Firebox Dimensions	13.8" W x 11.4" D
Firebox volume/capacity	1.05 ft ³
Outside air supply	Available
Mobile home approved	Yes
Washington State	Compliant
Basic Clearance (using single wall pipe top vent)	
Stove to side wall	10"
Stove to rear wall	6"
Stove to corner	6"

See installation manual for other configurations



morso 8150

Product Code: 64810821



Features

Danish Design and Function
Finest Cast Iron construction
Chrome iron internal castings
Pre-heated clean-glass system
Non-catalytic combustion system
Radiant Heater
Reversible flue collar
Vermiculite lining
Ashpan

10-Year Limited Warranty

Low smoke emissions

Made from 98% recycled iron

Recycled packaging

EPA Approved

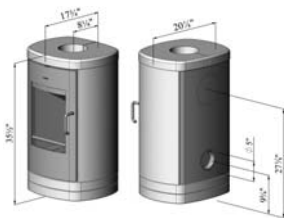
Technical Specifications

Maximum Heat	35,000 BTU/hr
Heat output range (Lab test)	10,996-25,375 BTU/hr
Test fuel load	7.35 lbs
Particulate Emission	4.5 gm/hr
Log size	12"
Max. Area Heated	1200 ft ²
Firebox Dimensions	13.8" W x 11.4" D
Firebox volume/capacity	1.05 ft ³
Outside air supply	Available
Mobile home approved	Yes
Washington State	Compliant
Basic Clearance (using single wall pipe top vent)	
Stove to side wall	10"
Stove to rear wall	6"
Stove to corner	6"

See installation manual for other configurations

morso 8151

Product Code: 64810921



23



Features

Danish Design and Function
Finest Cast Iron construction
Chrome iron internal castings
Pre-heated clean-glass system
Non-catalytic combustion system
Radiant Heater
Reversible flue collar
Vermiculite lining
Ashpan

10-Year Limited Warranty

Low smoke emissions

Made from 98% recycled iron

Recycled packaging

EPA Approved

Technical Specifications

Maximum Heat	35,000 BTU/hr
Heat output range (Lab test)	10,996-25,375 BTU/hr
Test fuel load	7.35 lbs
Particulate Emission	4.5 gm/hr
Log size	12"
Max. Area Heated	1200 ft ²
Firebox Dimensions	13.8" W x 11.4" D
Firebox volume/capacity	1.05 ft ³
Outside air supply	Available
Mobile home approved	Yes
Washington State	Compliant
Basic Clearance (using single wall pipe top vent)	
Stove to side wall	10"
Stove to rear wall	6"
Stove to corner	6"

See installation manual for other configurations

morsø 2B Standard

The Morsø 2B standard is a relaunch of the classic cast-iron 2B standard from the 1930s. The model, which was called the "Forest Stove", is almost identical to the original version with its oblong shape, spacious combustion chamber and beautiful decorations. The new design weft comprises a glass door, which spreads the fire's magical crackling through the room. And, of course, the technical side of the Forest Stove has also been updated with the latest combustion technology, just like all other Morsø stoves.

morsø 2B Classic

No past – no future. At the beginning of the 1930s, the sculptor, Constantin Sørensen, created this impressive radiant stove, featuring Morsø's well-known decoration of squirrel and oak leaves. Then, as today, the 2B Classic is in great demand, and with its almost stately appearance, the stove is perfect for patrician and farm style homes. The stove's special feature is its combustion chamber, which can accommodate extra long fuel measuring up to 18". We have completely updated the combustion technology in the Morsø 2B Classic, so that it now meets today's stringent environmental requirements. There's almost no better way to have a fire than with the Morsø 2B Classic.

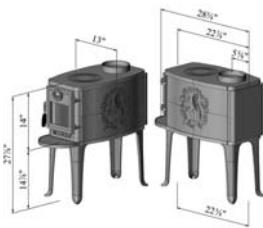


morsø 2B Standard

Radiant

Product Code: 64209621

(Pipe & Humidifier not included)



Features

Danish Design and Function
Finest Cast Iron construction
Chrome iron internal castings
Pre-heated clean-glass system
Non-catalytic combustion system
Radiant Heater
Factory Installed Rear and Bottom Heat Shields
Vermiculite lining

10-Year Limited Warranty

Low smoke emissions

Made from 98% recycled iron

Recycled packaging

EPA Approved

Technical Specifications

Maximum Heat	35,000 BTU/hr
Heat output range (Lab test)	9,304-30,692 BTU/hr
Test fuel load	5.64 lbs
Particulate Emission	4.1 grm/hr
Log size	18"
Max. Area Heated	1200 ft ²
Firebox Dimensions	7.1" W x 21.3" D
Firebox volume/capacity	0.806 ft ³
Basic Clearance (using single wall pipe top vent)	
Stove to side wall	26"
Stove to rear wall	16"
Stove to corner	16"

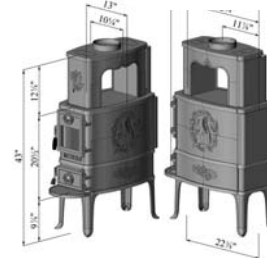
See installation manual for other configurations



morsø 2B Classic

Product Code: 64209521

(Pipe & Humidifier not included)



Features

Danish Design and Function
Finest Cast Iron construction
Chrome iron internal castings
Pre-heated clean-glass system
Non-catalytic combustion system
Radiant Heater
Factory Installed Rear and Bottom Heat Shields
Vermiculite lining
Ashpan

10-Year Limited Warranty

Low smoke emissions

Made from 98% recycled iron

Recycled packaging

EPA Approved

Technical Specifications

Maximum Heat	35,000 BTU/hr
Heat output range (Lab test)	10,875-23,684 BTU/hr
Test fuel load	5.74 lbs
Particulate Emission	3.9 grm/hr
Log size	18"
Max. Area Heated	1200 ft ²
Firebox Dimensions	7.1" W x 21.3" D
Firebox volume/capacity	0.82 ft ³
Basic Clearance (using single wall pipe top vent)	
Stove to side wall	26"
Stove to rear wall	16"
Stove to corner	22"

See installation manual for other configurations

morsø 8188

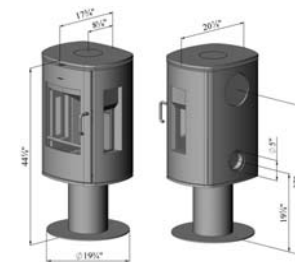
Who says that the flames in a stove can only be enjoyed from the front? With the Morsø 8188, we've expanded on the popular 8100 series and opened up more dimensions. By adding elegant side windows, you can see inside to the embers from three sides of the room. We also think that the extra windows make the stove lighter and even more elegant.





morso 8188

Product Code: 64813721



Features

- Danish Design and Function
- Finest Cast Iron construction
- Chrome iron internal castings
- Pre-heated clean-glass system
- Non-catalytic combustion system
- Convection Heater
- Reversible flue collar
- Vermiculite lining
- Ashpan

10-Year Limited Warranty

Low smoke emissions

Made from 98% recycled iron


Recycled packaging

EPA Approved

Technical Specifications

Maximum Heat	35,000 BTU/hr
Heat output range (Lab test)	12,084-25,496 BTU/hr
Test fuel load	8.12 lbs
Particulate Emission	5.1 grm/hr
Log size	12"
Max. Area Heated	1200 ft ²
Firebox Dimensions	13.8" W x 11.4" D
Firebox volume/capacity	1.05 ft ³
Outside air supply	Available
Mobile home approved	Yes
Basic Clearance (using single wall pipe top vent)	
Stove to side wall	16"
Stove to rear wall	4"
Stove to corner	8"

See installation manual for other configurations



morsø 7600 series

Who said that brawn can't have beautiful rounded forms?

The Morsø 7600 series was designed by Monica Ritterband, currently one of Denmark's most sought-after designers. Monica Ritterband is known for her pioneering designs, which all take their starting point in her unique universes and totally special, organic language of form and lines. Thus, the Morsø 7600 was also created in this way – it is completely unique with its circular form, round feminine transitions and its huge glass window, the biggest in Morsø's history of stoves.

"My idea was to create a stove with organic, rounded forms. Circular, soft, gentle and feminine in expression. At the same time, the stove had to allow an expansive view of the fire itself."

Monica Ritterband, artist and designer

For Monica Ritterband the Morsø 7600 is a work of art – a living being to warm the home and body. The 7600 series is based on the convection principle and delivers fantastically clean and efficient combustion. Furthermore, it is both intuitive and easy to use, since the air intake – and therefore the combustion and heat output – are controlled with a single handle. The stove is fitted with an advanced combustion system with tertiary air supply, providing optimal control of the combustion process. Monica Ritterband also designed the accessories for the stove: Kettle, trivets, fire tools and firewood holder, where the universe and inspiration are "Feet".

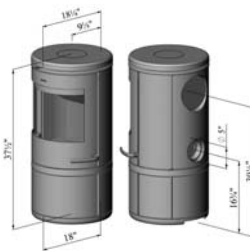


morsø 7642

Designed by Monica Ritterband
Product Code: 64760921

Monica Ritterband

75%+
IRS Tax Credit



Features

Danish Design and Function
Finest Cast Iron construction
Chrome iron internal castings
Pre-heated clean-glass system
Non-catalytic combustion system
Convection Heater
Reversible flue collar
Vermiculite lining
Ashpan

10-Year Limited Warranty

Low smoke emissions

Made from 98% recycled iron

Recycled packaging

EPA Approved

Technical Specifications

Maximum Heat	35,000 BTU/hr
Heat output range (Lab test)	10,875-21,267 BTU/hr
Test fuel load	6 lbs
Particulate Emission	4.4 grm/hr
Log size	11"
Max. Area Heated	1200 ft ²
Firebox Dimensions	13" W x 10.5" D
Firebox volume/capacity	0.85 ft ³
Outside air supply	Available
Mobile home approved	Yes
Washington State	Compliant
Basic Clearance (using single wall pipe top vent)	
Stove to side wall	15"
Stove to rear wall	1"
Stove to corner	2.5"

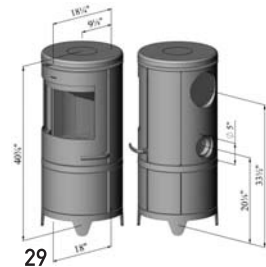
See installation manual for other configurations

morsø 7644

Designed by Monica Ritterband
Product Code: 64761021

Monica Ritterband

75%+
IRS Tax Credit



Features

Danish Design and Function
Finest Cast Iron construction
Chrome iron internal castings
Pre-heated clean-glass system
Non-catalytic combustion system
Convection Heater
Reversible flue collar
Vermiculite lining
Ashpan

10-Year Limited Warranty

Low smoke emissions

Made from 98% recycled iron

Recycled packaging

EPA Approved

Technical Specifications

Maximum Heat	35,000 BTU/hr
Heat output range (Lab test)	10,875-21,267 BTU/hr
Test fuel load	6 lbs
Particulate Emission	4.4 grm/hr
Log size	11"
Max. Area Heated	1200 ft ²
Firebox Dimensions	13" W x 10.5" D
Firebox volume/capacity	0.85 ft ³
Outside air supply	Available
Mobile home approved	Yes
Washington State	Compliant
Basic Clearance (using single wall pipe top vent)	
Stove to side wall	15"
Stove to rear wall	1"
Stove to corner	2.5"

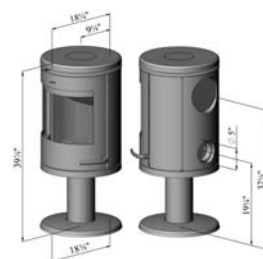
See installation manual for other configurations



morso 7648

Designed by Monica Ritterband
Product Code: 64761121

Monica Ritterband



Features

Danish Design and Function
Finest Cast Iron construction
Chrome iron internal castings
Pre-heated clean-glass system
Non-catalytic combustion system
Convection Heater
Reversible flue collar
Vermiculite lining
Ashpan

10-Year Limited Warranty

Low smoke emissions

Made from 98% recycled iron

Recycled packaging

EPA Approved

Technical Specifications

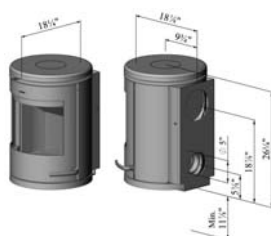
Maximum Heat	35,000 BTU/hr
Heat output range (Lab test)	10,875-21,267 BTU/hr
Test fuel load	6 lbs
Particulate Emission	4.4 grm/hr
Log size	11"
Max. Area Heated	1200 ft ²
Firebox Dimensions	13" W x 10.5" D
Firebox volume/capacity	0.85 ft ³
Outside air supply	Available
Mobile home approved	Yes
Washington State	Compliant
Basic Clearance (using single wall pipe top vent)	
Stove to side wall	15"
Stove to rear wall	1"
Stove to corner	2.5"

See installation manual for other configurations

morso 7670

Designed by Monica Ritterband
Product Code: 64761221

Monica Ritterband



Features

Danish Design and Function
Finest Cast Iron construction
Chrome iron internal castings
Pre-heated clean-glass system
Non-catalytic combustion system
Convection Heater
Reversible flue collar
Vermiculite lining
Ashpan

10-Year Limited Warranty

Low smoke emissions

Made from 98% recycled iron

Recycled packaging

EPA Approved

Technical Specifications

Maximum Heat	35,000 BTU/hr
Heat output range (Lab test)	10,875-21,267 BTU/hr
Test fuel load	6 lbs
Particulate Emission	4.4 grm/hr
Log size	11"
Max. Area Heated	1200 ft ²
Firebox Dimensions	13" W x 10.5" D
Firebox volume/capacity	0.85 ft ³
Outside air supply	Available
Mobile home approved	Yes
Washington State	Compliant
Basic Clearance (using single wall pipe top vent)	
Stove to side wall	15"
Stove to rear wall	1"
Stove to corner	2.5"

See installation manual for other configurations

morsø accessories

Morsø is more than just stoves. Complete your stove experience with original Morsø accessories.





morso Feet Humidifier
Designed by Monica Ritterband.
The humidifier with a life of it's own and
a touch of wit! Decorated with feet...
walking warm feet.

Product Code: 62930200

Monica Ritterband



morso Feet Series

morso "FEET" Fire Tool Set
Designed by Monica Ritterband.
"With my fire tool set on feet walking up the
wall, I hope that everyone's home will have
a little corner that is functional yet full of
humour"

Product Code: 62930100

Monica Ritterband



morso "FEET" Log Holder
Designed by Monica Ritterband.
"I love to light my stove but sometimes I wish
that the log holder itself could walk out and
collect the logs."

Product Code: 62930400

Monica Ritterband



morso "FEET" Trivet
Designed by Monica Ritterband.
Decorated with small footprints to symbolise
that we all, in one way or another, make our
mark in life.

Product Code: 62930300

Monica Ritterband



morsø Tool Sets

morsø Tool Set - Classic
27 1/8"(h)
Product Code: 62900221



morsø Loop Series

morsø "LOOP" Fire Tool Set
20"(h) x 6 1/4"(w)
Product Code: 62917021



morsø Tool Set - Choice
23 5/8"(h)
Product Code: 62916621



morsø "LOOP" Log Ring
19 3/4" x 23 1/2" x 2"
Product Code: 62916921



morsø Tool Set - Complete
15.7"(h) x 7.9"(w) x 4.2"(d)
Product Code: 62917121



morsø Accessories

morsø Trivet, round, NAC motif
8 5/8"Ø
Product Code: 61753201



morsø Tool Set - Perfection
19" (h) x 7"(w) x 5 3/8"(d)
230.00Product Code: 62916721



morsø Trivet, round, Squirrel motif
8 5/8"Ø
Product Code: 61753301

morsø Accessories



morsø Humidifier 4.5 ltr
Product Code: 61853079



morsø Firewood Bucket- Large
13 1/2"(h) x 17 5/8"Ø
Product Code: 62920421



morsø Humidifier 2.0 ltr
Product Code: 61853479



morsø Firewood Box - Rectangular
11 5/8"(h) x 17 5/8"(w) x 14 5/8"(d)
[Includes Canvas Carrier]
Product Code: 62920521



morsø Wood Canvas Carrier
Product Code: 62912200



morsø Fire glove - right hand, leather
Product Code: 62900700



morsø Firewood Bucket- Small
12 1/2"(h) x 15 5/8"Ø
Product Code: 62900421



morsø Fire glove - left hand, leather
Product Code: 62900800



morsø Accessories

2007 Ash Clean
Product Code: 62915600

Filterbags for Ash-Clean - 2 pcs.
Product Code: 62915700



morsø Log Rack - Choice
23 1/4"(w) x 15.1/2"(d) x 13.0"(h)
Product Code: 62906621



morsø Ash and Storage Bucket
14 5/8"(h) x 11 6/8"Ø
Product Code: 62929900



morsø Ash Scraper
16"
Product Code: 62920521



morsø Wood Moisture Meter
Product Code: 62929900



morsø Mini Stove 2BU0
10 1/2"(h) x 3"(w) x 7"(d)
Product Code: 62015321



morsø Flue Gas Thermometer
Product Code: 62901200



morsø Mini Stove 1410
7 1/2"(h) x 4 1/2"(w) x 4"(d)
Product Code: 62015421



morso Accessories

morso Mini Stove 6100
H: 203 mm x E: 120 mm x D: 104 mm
Product Code: 62015521



morso Mini Range Cooker
8 1/2"(h) x 10"(w) x 6 1/2"(d)
Product Code: 61703121



morso Child Guard Fence
27 1/2"(h) x 43 1/2"(wide) x 43 1/2"(d)
Product Code: 62906821



morso Gas Lighter - stainless steel
Product Code: 62901000



morso Sinus Multibasket 300
Vanilla White - Product Code: 62980202
Mocha Brown - Product Code: 62980204
Spicy Red - Product Code: 62980205

morso Maintenance Products



Stove Paint - dark gray (standard color) 8.5 oz. pot
Stove Paint - dark gray (standard color) - 13.5 oz. spray
Stove Dressing - liquid - 8.5 oz
Fire Cement 12.4 oz. pot
Glass Cleaner 8.5 oz.
Fire Cement 106 oz. tub (Dry mix)
Stone Dressing 8.8 oz.

Product Code:
62901900
62902316DG
62902400
62902500
62902600
62902700
62902900

morsø Maintenance Products

	Product Code:
Gasket Rope (super soft) Ø5 mm, 2 m (for all flue collars)	62903000
Gasket Rope (super soft) Ø8 mm, 2 m (for all doors and body parts)	62903100
Gasket Rope (super soft) Ø10 mm, 2 m (for 1126 model)	62903200
Gasket Rope (super soft) Ø5 mm, 100 m per roll (for all flue collars)	62903300
Gasket Rope (super soft) Ø8 mm, 100 m per roll (for all doors and body parts)	62903400
Gasket Rope (super soft) Ø10 mm, 100 m per roll (for 1126 model)	62903500
Fire Cement, 600 g cartridge	62906700
Stove Dressing solid, 100 g	62906900
Gasket Rope (super soft) - Ø12 mm, 50 m	62907000
Self-adhesive Ladder rope for glass gasket - Ø8 mm, 2 m	62903800
Gasket Adhesive 1.1 oz. tube	62903900
Gasket Kit for door c/w rope adhesive	62904300
Glass Kit 1410/1440 - c/w glass, clips, screws and gasket rope	62904100
Glass Kit 2110/2140 - c/w glass, clips, screws and gasket rope	62904200



morsø Hearth Plates

	Product Code:
	Hearth plate, black steel 31 1/2"(w) x 39 1/2"(d) 62901321
	Hearth plate, black steel 39 1/2"(w) x 39 1/2"(d) 62901421
	Hearth plate, black steel half-circle - 39 1/2"(w) x 47 1/4"(d) 62901521
	Hearth plate, black steel tear-drop-shape - 43 1/2"(w) x 51 1/4"(d) 62901621
	Hearth plate, black steel curved front - 31 1/2"(w) x 43 1/2"(d) 62911621
	Glass Hearth Plate rectangular - 31 1/2"(w) x 39 1/2"(d) - bevelled edge 62919400
	Glass Hearth Plate square - 39 1/2"(w) x 39 1/2"(d)- bevelled edge 62919500
	Glass Hearth Plate half-circle - 39 1/2"(w) x 47 1/4"(d) - bevelled edge 62919600
	Glass Hearth Plate tear-drop - 43 1/2"(w) x 51 1/4"(d) - bevelled edge 62919700
	Glass Hearth Plate curved front - 31 1/2"(w) x 43 1/2"(d) - bevelled edge 62919800
	Glass Hearth Plate 31 1/2"(w) x 17 3/4"(d) - bevelled edge - for inserts 62918500
	Glass Hearth Plate 44" (w) x 20" (d) - for 5660 62929500
	Mini Glass Hearth Plate for mini stoves - curved front 7 1/2"(w) x 9 3/4"(d) x 5/8" thick 62014900


probably the greenest fire on earth.

THINKING GREEN*

*With everything we do - from manufacture to delivery - we consider our environment and new ways in which we can further carry out recycling, conservation, and sustainable practices.

To view the full Morsø catalogue please visit your local dealer.

+1 866 883 9619 | www.morsousa.com

 Made from fine cast iron using 98% recycled material.


Official equipment to The Royal Danish Court
morsø
energy efficient
wood stoves